



**ALPINE CLUB  
OF CANADA**

**CLUB ALPIN  
DU CANADA**

# HUT GUIDE

2025



# YOU BELONG HERE

## At home in the mountains

The Alpine Club of Canada is Canada’s mountaineering club. We’ve been at home in Canada’s alpine backcountry for more than 100 years, stewarding the largest network of backcountry huts in North America.

**We operate and maintain more than 30 facilities:** from family-friendly huts in alpine meadows to backcountry powder paradises, to remote climbers’ refuges. There is truly something for everyone.

**Book your backcountry stay with us today.**

[alpineclubofcanada.ca/huts](http://alpineclubofcanada.ca/huts)



Cover photo: Fryatt Hut by Jake Finnan

## The Backcountry Hut Experience

Staying in a backcountry hut is a shared, rustic experience. Sleeping, kitchen and living areas are communal. Foam mattresses and cooking and eating utensils are provided in most huts. Sleeping bags, food and personal items are all you need to bring.

All of our huts are user-maintained, meaning that the custodial work of

keeping the hut clean, building the fire, and shovelling snow is done by guests. The ACC provides major service and renovations to our huts each year to ensure they are in good repair, and our custodians drop in regularly to check in on our guests to make sure everything is running smoothly.

## Shadow Lake Lodge

Shadow Lake Lodge is a deluxe, self-catered backcountry facility. It is accessible by a moderate hike, ski, or snowshoe into the backcountry of Banff National Park.

Private cabins and a fully-equipped kitchen make for a cozy and spirited base for your summer or winter getaway; an above-and-beyond backcountry experience. **See page 14.**

## Our Hostel

In affiliation with Hostelling International, the ACC operates a hostel just outside of Canmore, AB. The property includes two separate cabins ideal for groups and families. **See page 13.**



HI CANADA

## Become a Member of the ACC

Members of the ACC enjoy discounted rates and advanced booking privileges at most ACC huts.

Beyond huts, membership in the ACC includes opportunities for exploration in your local area and access to our mountain adventures, financial grants, mountain culture, volunteer opportunities, and support for our ongoing access and environment initiatives.

We recognize that access to mountain environments obligates us to understand and protect these unique areas. We advocate

for access to and preservation of mountain areas through conservation projects, with our Environment Fund and by publishing scientific reports. Our work is made possible by our members: your membership in the ACC is an act of preserving Canada’s wild alpine areas.

We’ve been Canada’s national mountaineering organization since 1906. Membership is open to everyone, regardless of level of mountain experience or country of residence.

# Backcountry Huts

## Banff, Yoho, Waterton Parks



Photo: Jake Finnan



Photo: Pebbleshoo



Photo: Jake Finnan

Some of the ACC's most popular and most accessible huts, along with a couple of pure climbers' shelters, are located in these mountain parks.

**Legend**

Summer	Access: short
Winter	Access: medium
Climbing	Access: long
Skiing	Alpine huts
Hiking	Hostels
Lottery	Section huts

### Lake O'Hara (Elizabeth Parker) Hut

An ideal base for spectacular day hiking and ski touring at Lake O'Hara in Yoho National Park.

**Summer** – The Lake O'Hara area is renowned for its stunning lakes, breathtaking scenery, an exceptional network of hiking trails, and alpine routes. Accessible in the summer via a Parks Canada bus followed by a short 10-minute hike. Due to its popularity,

summer bookings are reserved through a lottery system.

**Winter** – Ski touring in the Lake O'Hara area is lesser known than the summer hiking but it is every bit as scenic and rewarding. The hut is well-equipped and cozy with a wood-burning stove. Access in winter via a 3- to 4-hour ski.

**Beds: 24 summer, 20 winter, from \$50**



### Little Yoho Valley (Stanley Mitchell) Hut

A family-friendly hut in summer, and a spectacular backcountry ski destination in winter.

**Summer** – Stanley Mitchell is your base for exploring the backcountry hikes, scrambles, and moderate mountaineering of the Little Yoho Valley. A 3 to 4-hour hike brings you to this classic log cabin in a gorgeous meadow.

**Winter** – As the road to Takakkaw Falls is closed in winter, the ski approach to Stanley Mitchell is a very long day. Those who venture in will have excellent backcountry ski terrain with few other visitors.

**Beds: 22 year-round, from \$40**



### Valley of the Ten Peaks (Neil Colgan) Hut

The highest permanent habitable structure in Canada. This climbers' hut requires mountaineering equipment and experience to access.

**Summer** – The Neil Colgan Hut is accessed from Moraine Lake via a long approach involving technical climbing and glacier travel. Once at the hut, there are numerous moderate alpine

objectives close by, including many of the summits of the Valley of the Ten Peaks.

**Closed to general public in the winter.** Experienced climbers can contact ACC for winter access.

**Beds: 18 summer, from \$40**




Photo: Pete Hoang




Photo: Edwin Knox

### Castle Mountain (Currie) Cabin

**Summer** – Perched halfway up Castle Mountain in Banff, this hut serves rock climbers aspiring to the many great climbs on the upper cliffs. The original (1967) structure is being replaced with a new hut, open September 2025. It is merely metres away from its original dramatic placement near the cliff's edge, with the same expansive views up and down the Bow Valley.

The 3- to 4-hour approach involves a short pitch of technical climbing.

**Closed to general public in the winter.** Experienced climbers can contact ACC for winter access.

**Beds: 8 summer, from \$40**



### Cameron Lake Cabin

A retired Parks Canada warden patrol cabin, the Cameron Lake Cabin is a cozy stay for small groups up to eight people.

Staying at the hut, which sits 400 metres from Cameron Lake, is a great way to explore the area on skis.

**Winter** – The ski in to Cameron Lake Cabin is short, flat and easy, making it perfect for young families or first-time winter hut stays. The approach from the parking on the Akamina Parkway is about 3 km of skiing on a road.

Presently the ACC's only backcountry hut in Waterton National Park.

**Closed in the summer.**

**Beds: 8 winter, from \$40**



## HUT TRIVIA



### Largest

Conrad Kain Hut (sleeps 35)

### Smallest

Sapphire Col Hut (sleeps 4)

### Highest altitude

Neil Colgan Hut (2,957 m)

### Lowest altitude

Keene Farm (340 m)

### Easiest approach

Wheeler Hut / Keene Farm

### Hardest approach

Mt. Alberta Hut

### Most visited

Elizabeth Parker Hut  
6,277 overnights in 2024

### Least visited

Mt. Alberta Hut  
10 overnights in 2024

### Latest renovation

Shadow Lake Lodge

### Solar-powered huts

Bow Hut, Guy Hut, Kain Hut & Shadow Lake Lodge

### Most energy-efficient

Guy Hut

### Total beds

547 (summer) 427 (winter)

### Best Climbing

Conrad Kain Hut

### Best Skiing

Fairy Meadow Hut / Kokanee Cabin

# Explore more. Our huts are your cosy home-away-from-home, allowing you to elevate your skiing, climbing, and hiking adventures in the stunning backcountry.

## Wapta Icefield

Five huts on the Wapta and Waputik Icefields service climbers and skiers year-round.



Photo: Jake Finnan

### Peyto (Peter & Catharine Whyte) Hut

The northernmost hut on the Wapta Icefields, Peyto allows for access to moderate mountaineering objectives, glaciers, and ski runs. The hut can be accessed from the Bow Hut to the south or directly from the highway via Peyto Lake.

**Summer** – Peyto is most commonly accessed from the Bow Hut in a relatively

short glacier day. Access via Peyto Lake is a big day involving route finding and some difficulty mounting the glacier.

**Winter** – Routes to Peyto are the same as summer.

**Glacier travel required.**

**Beds: 18 year-round, from \$40**



### Bow Hut

In summer or winter, the Bow Hut is the heart of the Wapta Icefields, giving access to traverses, summits, and beautiful glacial scenery.

**Summer** – The approach is a 4- to 5-hour hike around Bow Lake, through a canyon, and up moraine trails. Staying at Bow Hut sets you up to explore many glaciers, but there's no glacier travel

required to get there. The hut is large and set up well for groups large and small.

**Winter** – Bow Hut is a base for exploring the peaks and glaciers of the Wapta, or as a stopover on traverses (see Peyto, Balfour, Scott Duncan, Guy Huts).

**Beds: 30 year-round, from \$40**



### Balfour (Rob Ritchie) Hut

The Balfour Hut sits at the bottom of Vulture Glacier on the Wapta Icefield on the Alberta side of the Continental Divide. It is most often visited as a stop on a Wapta traverse.

**Summer** – A trip to Balfour typically involves a stay at Bow Hut (or Peyto Hut) to the north, or Scott Duncan Hut to the south. From Bow, the trip is about 3 to 4 hours. Going straight from Peyto

(bypassing Bow) will take about 6 to 8 hours. From Scott Duncan, expect 4 to 5 hours.

**Winter** – Similar routes and times as summer travel.

**Glacier travel required.**

**Beds: 18 year-round, from \$40**



Photo: Jake Finnan



Photo: Jake Finnan

### Yoho Peak (Louise & Richard Guy) Hut

This is the ACC's most modern hut, built with modular, insulated panels and incorporating solar and wind power for the hut's facilities. Prior to the Guy Hut being built, the east-west crossing of the Bow-Yoho Traverse involved a night of camping on a glacier. The Guy Hut opened in 2016 and made the Bow-Yoho Traverse a safer and more accessible venture.

**Winter** – The Bow-Yoho traverse involves stays at the Bow, Guy, and Stanley Mitchell huts. This trip requires strong ski mountaineering, glacier travel, and navigation skills.

**Summer** – Closed to protect sensitive grizzly bear habitat.

**Glacier travel required.**

**Beds: 18 winter, from \$40**




Photo: Jake Finnan

### Mt. Daly (Scott Duncan) Hut

At the southern tip of the Wapta, the modest Scott Duncan Hut provides access/egress to the icefields. It primarily facilitates winter trips, and its position allows skiers to more safely descend to the highway in the earlier hours of the day.

**Summer** – Access is via the same routes as winter.

**Winter** – The hut is most commonly accessed from the Balfour Hut and the rest of the Wapta to the north, but can also be approached directly from the #1 Highway to the south. The elevation gain from the highway is substantial, making for a long day.

**Glacier travel required.**

**Beds: 12 year-round, from \$40**



## Selkirks

Four huts are found in Glacier National Park in the Rogers Pass area and two remote huts are located in the Adamant Range of the northern Selkirks.




Photo: Jake Finnan

### Illecillewaet (A.O. Wheeler) Hut

Located in Rogers Pass, BC, the Wheeler Hut is one of the most historic, aesthetic, and accessible huts in the ACC network. Summer hiking and mountaineering and winter backcountry skiing are world-class.

**Summer** – The Wheeler Hut is the only ACC backcountry facility with no approach. The hut is accessed directly from the parking area of the Illecillewaet Campground. Excellent short and long

hikes abound, and the Rogers Pass area also contains extensive, high-quality alpine climbing.

**Winter** – With the campground closed seasonally, the approach is a short (30-minute) ski. The backcountry skiing at the Pass is world-renowned.

**Beds: 30 summer, 24 winter, from \$40**



### Asulkan Cabin

Located at the head of the Asulkan Valley high in Rogers Pass, Asulkan Cabin gives access to summer peaks and premier ski mountaineering in winter. The cabin is often accessed from overnights at the Wheeler Hut or as a stopover on the way to the smaller Sapphire Col Hut.

**Summer** – A summer trail with extensive forest, meadows and moraines. The hike

involves 850 metres of elevation gain and takes 4 to 5 hours.

**Winter** – The approach follows the summer trail and gives access to some of the finest backcountry ski terrain in the Rogers Pass area.

**Beds: 10 year-round, from \$40**



Photo: Kristy Davison

## Selkirks continued



Photo: Etienne LeGresley

### Sapphire Col Hut

Located high in Glacier National Park, this hut is a great midway bivy shelter on the Asulkan Ridge or a base for climbing Mt. Swanzy in summer and for ski touring in winter. The hut is the smallest in the ACC network.

**Summer** – The Sapphire Col Hut can be reached from the Asulkan Cabin or directly by climbing Asulkan Ridge.

**Winter** – The hut makes an ideal overnight stay on tours of the Dome and Lily Glacier.

**Advanced to expert backcountry travelers only - mountaineering and glacier travel skills are required in all seasons.**

**Beds: 4 year-round, from \$40**



Photo: ACC Collection

### Glacier Circle Cabin

Glacier Circle is a small log cabin, built in 1922 and located in a deep, forested cirque in the Dawson Range of Rogers Pass. It is rarely visited, owing to the remoteness and difficulty of accessing it.

**Summer** – The Dawson Range is home to some classic moderate mountaineering routes on Macoun, Fox, Selwyn and Topham. Approach is across the Illecillewaet Neve.

**Winter** – Not a backcountry destination, but used as a stopover on the Bugaboos to Rogers Pass ski traverse.

**Advanced to expert backcountry travelers only - mountaineering and glacier travel skills are required in all seasons.**

**Beds: 8 year-round, from \$40**



Photo: Pete Hoang

### Fairy Meadow (Bill Putnam) Hut

Through winter, Fairy Meadow Hut is a renowned backcountry ski destination famous for its outstanding touring and ski mountaineering. In Summer, it acts as a base for excellent granite mountaineering. The hut is equipped with a wood-sauna, extensive kitchen, and bunks for 20. The Great Cairn Hut is a day's (mountaineering) travel to the south.

**Summer** – from \$40. The hut is accessed via helicopter from Golden, BC.

**Winter** – Ski weeks are reserved on a week-long basis for the entire hut and include return helicopter flights. All winter reservations are by lottery.

**Beds: 20 year-round.**



Photo: Trevor Ward

### Great Cairn (Ben Ferris) Hut

A very small and remote stone cabin located in the northern Selkirks of BC, the Great Cairn Hut is all about solitude and adventure.

**Summer** – The hut is located on a red bedrock bench overlooking Mt. Sir Sandford, the highest peak in the Selkirks. Sir Sandford is the most obvious climbing objective, but there are many

other excellent climbs and peaks in the area. There are a few approach routes (all extremely difficult). Helicopter access is common.

**Winter** – Great Cairn is occasionally used as an overnight objective for strong skiers staying at the Fairy Meadow Hut.

**Beds: 6 year-round, from \$40**



## Jasper



Photo: Roger Gruys

### Jacques Lake Cabin

Used as a national park warden patrol cabin in the summer, this hut is an ideal ski destination just a short distance from the Jasper townsite. With a relatively flat and manageable approach, it's an accessible outing for families, making it a perfect choice for those seeking an easy yet rewarding adventure in the heart of Jasper National Park.

**Winter** – From the parking at Medicine Lake, this 12-km trip involves 250 metres of elevation gain and little avalanche danger. The trip can be made on skis or snowshoes and makes an excellent destination for "dark sky" star gazing outings.

**Closed in the summer.**

**Beds: 8 winter, from \$40**



Photo: Nicole Larson

### Mt. Colin Centennial Hut

Situated beneath the impressive southwest face of Mt. Colin in Jasper National Park, this hut is used as a base for climbers attempting rock routes on Mt. Colin or the neighbouring CR6. The hut is a simple one-room panabode structure suitable for up to 6 people.

**Summer** – The approach hike involves about 1,000 metres of elevation gain,

will take about 5 to 7 hours and involves some scrambling. Some time can be saved by riding mountain bikes on the first portion of the approach.

**Closed to general public in the winter.** Experienced climbers can contact ACC for winter access.

**Beds: 6 summer, from \$40**



Photo: Jake Finnan

### Fryatt Creek (Sydney Vallance) Hut

Positioned by a beautiful creek in a quiet valley of Jasper National Park, Fryatt Hut is one of the club's best-kept secrets. This cozy cabin is an adventurous ski touring destination in winter and a base for the excellent mountaineering in the Fryatt Valley in summer.

**Summer** – Hiking along the Athabasca

River (mountain bikes permitted for this portion) is followed by a trek up the valley past an exciting headwall. Expect a long day.

**Winter** – Skiing to Fryatt follows the summer trail. It is a long day.

**Beds: 12 year-round, from \$40**



Photo: Jake Finnan

### Mt. Alberta (Lloyd MacKay) Hut

This small climbers' hut in Jasper National Park is surrounded by some of the most spectacularly rugged terrain in all of the Rockies. It is most often used as a bivy shelter for teams attempting alpine routes on Mt. Alberta.

**Summer** – The approach to the Mt. Alberta Hut is legendary, both for the difficulty as well as the alpine scenery.

After crossing the Sunwapta River, the trail continues past Mts. Cromwell, Woolley and Diadem before climbing to Woolley Shoulder. This is a strenuous hike.

**Closed to general public in the winter.** Experienced climbers can contact ACC for winter access.

**Beds: 6 summer, from \$40**





Photo: ACC Collection

### Ramparts (Wates-Gibson Memorial) Hut

Tucked away in a historic corner of Tonquin Valley in Jasper National Park, this large and well-equipped log cabin is a fantastic summertime destination.

**Summer** – The peaks, lakes and scenery of the area are famous and the hiking from the hut is excellent. For climbers, there are a number of classic scrambles

and alpine rock routes. There are two options for approach hikes to the hut.

**Closed in the winter.**

**Beds: 26 summer, from \$40**



## B.C. Parks

Three ACC huts are located in Kokanee Glacier Provincial Park, one in Elk Lakes Provincial Park close to the Alberta border, and one in the Bugaboos. Huts in BC Parks have different rates and policies from other ACC huts.




Photo: Kristy Davison

### Bugaboo (Conrad Kain) Hut

Mountaineers and climbers from all over the world are drawn to the spectacular granite spires and awesome climbing of the Bugaboos. Routes range from scrambling to 5.13 traditional climbing on some of Canada's best granite. The Conrad Kain Hut sits in the heart of 'the Bugs' and is well-equipped to accommodate climbing parties of all sizes.

**Summer** – The hut is a modern, comfortable shelter for up to 35 people. The hut is reached in 3 to 4 hours from the parking area west of Brisco, BC.

**Closed in the winter.**

**Beds: 35 summer, from \$25**



Photo: ACC Collection

### Elk Lakes Cabin

This cozy and pretty log cabin is close to Calgary and is very accessible in both summer and winter.

**Summer** – This is a base to explore the sparkling lakes, waterfalls, and majestic peaks of the Elk Lakes area. Access is through Peter Lougheed Provincial Park in Kananaskis Country. Mountain bikes

can be used to access the hut but not on the trails in the park.

**Winter** – Ski or snowshoe access is via a similar route as in summer and takes 3 to 4 hours. Beyond the ski touring, there are also a number of high-quality ice climbs.

**Beds: 14 year-round, from \$25**



Photo: ACC Collection

### Kokanee Glacier Cabin

Near Nelson, BC, the sublime backcountry of Kokanee Glacier Provincial Park is a wonderland of hiking and backcountry skiing. This hut is well-equipped with running water, electricity, showers and a full-time custodian.

**Summer** – from \$25. This family-friendly hut provides an ideal base for hiking, scrambling and accessing glaciers.

Backcountry fishing is possible in a number of lakes. The hut is a 3-4 hour hike from Gibson Lake trailhead.

**Winter** – Ski weeks are reserved on a week-long basis for the entire hut and include return helicopter flights. All winter reservations are by lottery.

**Beds: 20 summer, 15 winter (via lottery)**



Photo: David Howe

### Woodbury Cabin

Woodbury Cabin is a small, cozy hut in a scenic corner of Kokanee Glacier Provincial Park. Like its sister hut the Silver Spray Cabin, Woodbury is a great destination for hikers and mountaineers exploring the park.

**Summer** – The hike to Woodbury is 8 km with about 800 metres of gradual elevation gain through the forest. The views of Woodbury Glacier and the

surrounding peaks from the hut are outstanding.

Silver Spray and Woodbury are not accessible from the Kokanee Glacier Cabin.

**Closed in the winter.**

**Beds: 8 summer, from \$25**



Photo: Shota Ida

### Silver Spray Cabin

Like Woodbury Cabin, Silver Spray is a destination for hikers and mountaineers looking to explore the more rugged areas of beautiful Kokanee Glacier Provincial Park near Kaslo, BC.

**Summer** – The approach length is similar to Woodbury Cabin, but the trail climbs higher (1,000+ metres elevation gain) and is steeper. Views along the trail are excellent.

The hut can be linked to Woodbury Cabin in a long day via a high-level traverse. This is a great off-trail adventure for very strong hikers comfortable with route finding.

**Closed in the winter.**

**Beds: 10 summer, from \$25**



## Section Huts

The Vancouver, Whistler, Vancouver Island, Toronto and Montreal Sections of the ACC operate huts in their areas. These huts are subject to policies and rates set by, and are reserved directly through, these local sections.



Photo: ACC Collection

### Bon Echo (Wally Joyce) Hut (Toronto Section)

Mazinaw Lake, 300 km NE of Toronto, offers excellent rock climbing, swimming and hiking. The main attraction is high-quality, multi-pitch traditional rock climbing routes that begin from the deck of a boat.

The Wally Joyce Hut is a meeting place and cook shelter for those using

the adjacent campsites. The Toronto Section operates the hut and maintains a boat that ferries climbers to and from the routes.

More information can be found through the ACC Toronto Section.



Photo: ACC Collection

### Keene Farm (Montreal Section)

The Montreal Section's Keene Farm property is located within the Adirondack Forest Reserve near the town of Keene in northern New York State, USA. This 105-acre property of meadow and woodland, 160 km from Montreal, provides camping facilities and a large cabin accommodating up to 32 people.

The Adirondack Forest offers excellent rock and ice climbing, hiking, biking, canoeing, backpacking, mountaineering, cross-country skiing and more.

More information can be found through the ACC Montreal Section.



## Section Huts continued



Photo: ACC Collection

### Hišimýawił (Hi SHIM ya wit) (Vancouver Island Section)

The Vancouver Island Section's Hišimýawił is located near the summit of 5040 Peak on the traditional territory of Nuu-Chah-Nulth First Nations. In summer, the hut gives access to alpine lakes and open ridges that connect with other summits along with breathtaking scenery. The steep approach takes 2 to 3 hours.

In winter, the hut is a base for exploring the area on skis, with excellent powder runs and touring. The approach is longer in winter. The name translates to 'Gather together' in the Barkley Sound dialect of the Ucluelet First Nation.

More information can be found through the ACC Vancouver Island Section.



Photo: ACC Collection

### Wendy Thompson Hut (Whistler Section)

The Wendy Thompson Hut is located in the Marriott Basin, north of Whistler, B.C. The approach is a 2 to 3-hour ski. This location gives access to extensive ski-touring opportunities and there are also a number of peaks in the vicinity. The hut is a two-storey Gothic arch design that accommodates 16 people in the upper sleeping loft with an additional

4 spaces reserved for custodians. The hut has wood heat, a large kitchen area, and solar lighting. Guests are required to bring their own cooking stoves and fuel. Mattresses are provided for sleeping.

More information can be found through the ACC Whistler Section.



Photo: Liz Scremin

### Jim Haberl Hut (Vancouver Section)

Located high in the Tantalus Range on the Serratus-Dionne Col, this hut gives access to a wide variety of mixed snow and rock mountaineering routes and is conveniently positioned for climbers doing a traverse of the Tantalus Range. Approach is a 6-hour hike from Lake Lovely Water and the Tantalus Hut, or a 14-hour approach from the highway. Helicopter access is common.

The terrain is not suitable for general ski touring due to the avalanche hazard, however steep skiing and snowboarding is possible by experienced parties during spring months.

More information can be found through the ACC Vancouver Section.



Photo: ACC Collection

### Tantalus Hut (Vancouver Section)

The Tantalus Hut is located on the shore of Lake Lovely Water in the Tantalus Range in the Coast Mountains, 60 km northwest of Vancouver. There are excellent mountaineering objectives nearby as well as great swimming, canoeing and fishing.

The hut is a two-storey wooden structure with a large kitchen and dining room on the main floor and a sleeping loft with

foam mattresses for 16 people above. The kitchen is equipped with propane stoves as well as cooking and eating utensils. There is a dock nearby with two large rowboats and a canoe.

More information can be found through the ACC Vancouver Section.



# Frontcountry Hostels

The Canmore Alpine Hostel - including the private Bell and Boswell cabins - plus the Lake Louise Alpine Centre, offer drive-up convenience for travellers.



Photo: Rebecca Ferri

### HI - Canmore Alpine Hostel / ACC Clubhouse

The ACC's Canmore Alpine Hostel facilities are located 4.5 km east of the town of Canmore, Alberta on the sunny side of the beautiful Bow Valley. The property is close to the amenities of Canmore and Banff, yet maintains a quiet and relaxed atmosphere.

The main hostel building includes six dormitory-style bunkrooms, one private

room, a spacious and comfortable living room, a self-catering kitchen, laundry facilities, a meeting room, a games room, and two large, sunny decks.

**Beds: 30 year-round**

For more information, visit [www.canmorealpinehostel.ca](http://www.canmorealpinehostel.ca)



Photo: ACC Collection

### Pat Boswell (Toronto Section) Cabin at Canmore Alpine Hostel

The Boswell Cabin is perfect for families and small groups. The cabin is booked as two separate halves, each with two bedrooms containing a queen and a single bed, a bathroom, kitchen, living area, BBQ deck, and separate entrance. The two halves of the cabin can be reserved individually or together. The views from the front decks across the Bow Valley to the Three Sisters are

second to none.

This is a front-country facility with year-round access, but guests must walk from the parking lot (including stairs).

**Sleeps: 6 year-round**

For more information, visit [www.canmorealpinehostel.ca](http://www.canmorealpinehostel.ca)




Photo: Rob Shears

### Bell Cabin at Canmore Alpine Hostel

This is a private, self-contained facility at the Canmore Alpine Hostel that is perfect for small groups.

The newly-renovated Bell Cabin includes a large kitchen, bunks for 14 people, two separate shower rooms, a living room with gas fireplace, amazing BBQ deck and Wi-Fi. It's the perfect cabin for any group that is looking for a place to get

together with convenience and privacy.

This is a frontcountry facility with year-round access, but guests must walk from the parking lot. Rate shown is for full cabin.

**Beds: 14 year-round**

For more information, visit [www.canmorealpinehostel.ca](http://www.canmorealpinehostel.ca)



Photo: James Whitesell

### HI - Lake Louise Alpine Centre

This spectacular hostel is the result of a joint venture between the ACC and Hostel International.

Located in the heart of Lake Louise townsite, the hostel is an excellent base for all summer and winter sports, as well as a great stopover for travellers. The hostel's licensed café is a local favourite.

For more information, visit [www.hihostels.ca](http://www.hihostels.ca).





# SHADOW LAKE LODGE

ADVENTURE IN COMFORT

Banff's Shadow Lake is the home of the ACC's most comfortable backcountry facility, combining cozy private cabins with self-catering convenience.

Sleeping arrangements are exclusively in private, heated cabins that accommodate from two to five guests. Each cabin features full size beds with comfortable mattresses as well as their own front decks with outdoor log furniture set up to take advantage of the sweeping views. Guests are required to bring their own sleeping bags.

Electricity is generated from solar panels on site, and cabins are equipped with lights and electrical outlets. Guests have access to the commercial-grade kitchen with gas stove and oven, fridge, running hot and cold water, and plenty of counter space for multiple groups. All cooking and eating utensils are provided.

The communal lounge and its woodstove fire make a perfect base to relax and recuperate on your return from exploring the unspoiled backcountry of Banff National Park.

The lodge is hosted by a fulltime custodian and has a licensed general store where guests can purchase wine, beer and other snacks.

The footprint of our flagship lodge — including water, power, and waste — is closely monitored, and there is no development beyond our cabins. Once away from the lodge, you are immediately surrounded by natural forests, meadows, lakes, and peaks.

## Summer ☀️ 🥾 🏠

The lodge can be accessed from several directions, the shortest and most popular route of which is the Redearth Creek trail. The trail is 14 km and the first 10.5 km can be travelled on a mountain bike (e-bikes permitted).

The hiking from the lodge is sublime, ranging from short waterfall hikes to long days hiking or scrambling up the nearby peaks. There are extensive meadows with alpine flowers through the summer and the golden larches are stunning in the autumn months.

Shadow Lake Lodge operates all summer, from mid-June to the end of October.



Photo: Tanya Koob

## Winter ❄️ 🛷 🏠

Access is via the Redearth Creek trail. The 4- to-5-hour journey can be made on skis, snowshoes, or fat bike. Bikes are allowed the full distance to the lodge in the winter months.

The lodge operates 7 days a week from the end of January through the end of March.



# How to book your stay

## Is membership with The Alpine Club of Canada a requirement to book a hut?

Nope - but it is a benefit! ACC Members are able to make reservations up to **180 days in advance**. Members access this benefit by logging in to their membership account at [alpineclubofcanada.ca](https://alpineclubofcanada.ca) and booking from there.

Non-members are able to make reservations up to **90 days in advance**. If you are not an active member but would like to be, you can sign up at [alpineclubofcanada.ca/join](https://alpineclubofcanada.ca/join)

## We're here to help.

Reach out to our guest services team with any questions about our huts or to make a reservation within 7 days prior to travel.

Phone: (403) 678-3200 ext. 0  
Email: [info@alpineclubofcanada.ca](mailto:info@alpineclubofcanada.ca)  
9:00 am to 5:00 pm, Monday - Friday

For group bookings at any of our facilities, email: [groups@alpineclubofcanada.ca](mailto:groups@alpineclubofcanada.ca)



## Become a Hut Insider

You'll be the first to know about hut availability and updates!

Sign up for the weekly Hut Insider newsletter below.



[alpineclubofcanada.ca/huts](https://alpineclubofcanada.ca/huts)

Rab®



## Beyond ordinary.

Sometimes, it's not the most extreme feats that make an adventure. It's the tiny, electrifying moments that can only happen in the mountains.

It's what happens when you break trail, venture to the other side of the ridgeline, and see what lies beyond the edges of the map.

ISSYK KUL LAKE, KYRGYZSTAN  
PHOTOGRAPHY: DANIEL HUG



WWW.RAB.EQUIPMENT